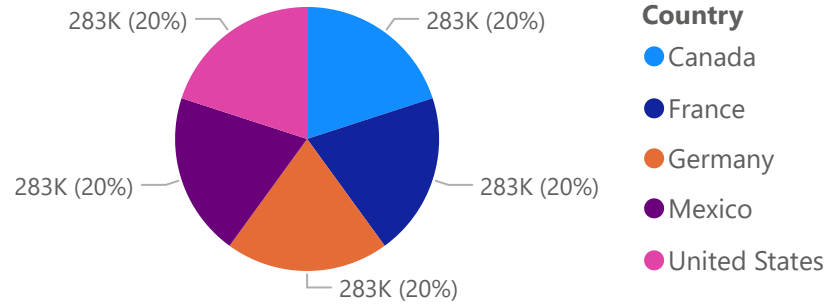
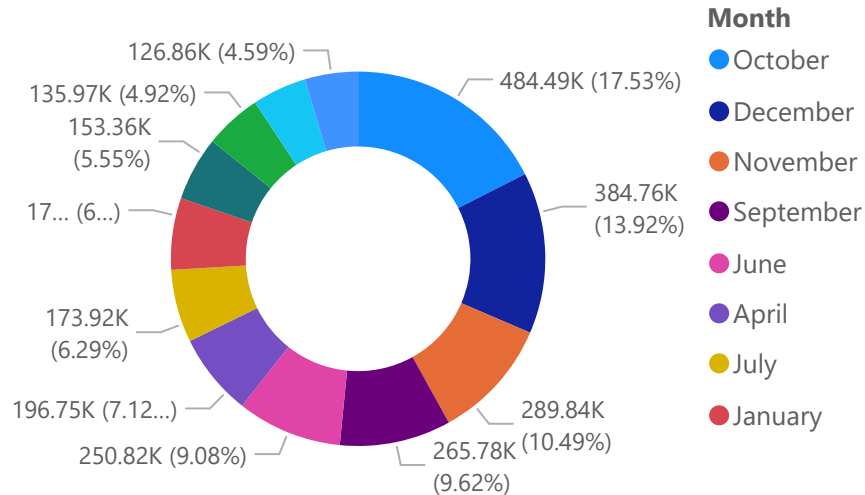


# COOKIES SALES


Sum of Year and Sum of Revenue by Country



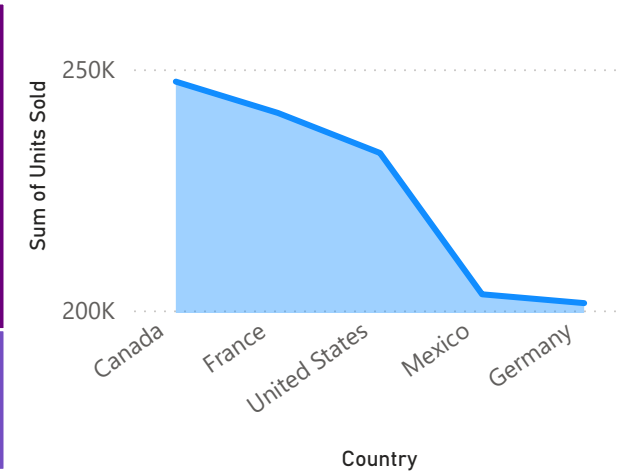
Sum of Profit by Month



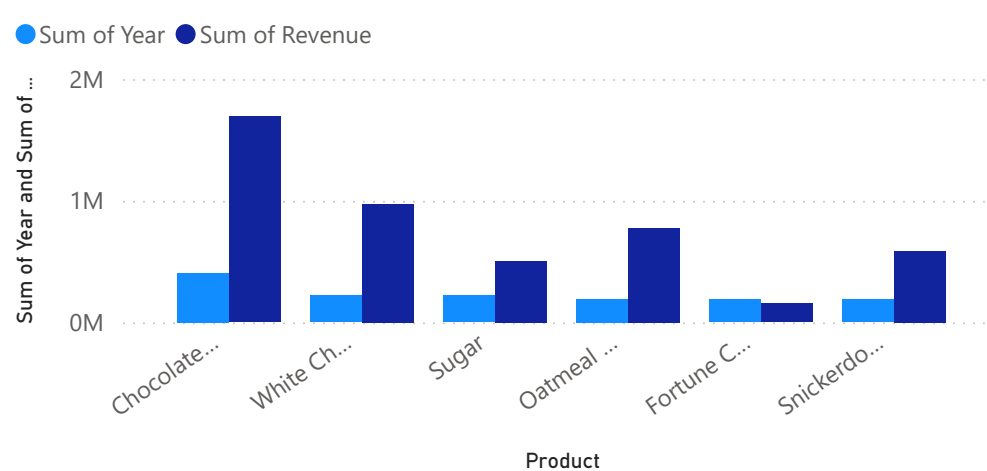
Sum of Cost by Product



Sum of Units Sold by Country



Sum of Year and Sum of Revenue by Product



Month	Sum of Profit	Sum of Revenue
April	196,750.88	333,354.50
August	153,357.20	261,755.00
December	384,764.70	651,577.00
February	135,968.25	231,925.00
January	171,305.75	291,833.50
July	173,919.80	296,147.50
June	250,815.45	426,848.00
March	129,483.05	219,071.00
May	126,856.85	215,866.00
November	289,837.10	489,991.00
<b>Total</b>	<b>2,763,323.78</b>	<b>4,690,250.50</b>